

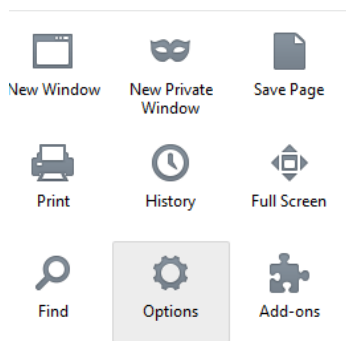
Enabling Pop-Ups on PCs (for Macs, scroll to bottom)

In Firefox

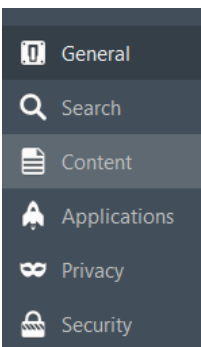
1) Click on the hamburger (3 lines) icon.



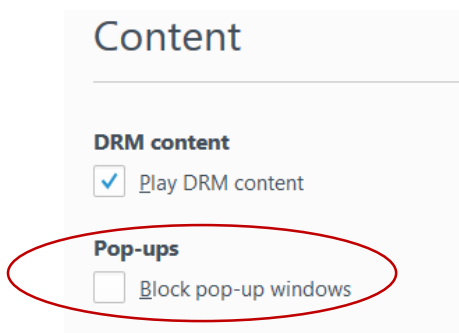
2) Click on Options.



3) Click on Content

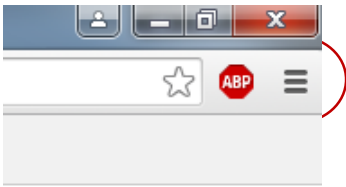


4) Uncheck Block pop-up windows.

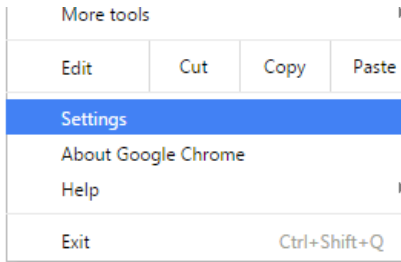


In Chrome:

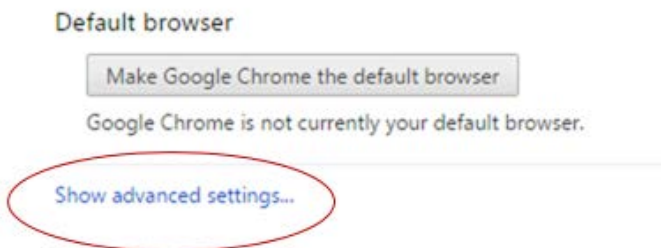
1) Click on the hamburger (3 lines) icon.



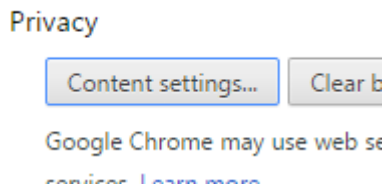
2) Click on Settings.



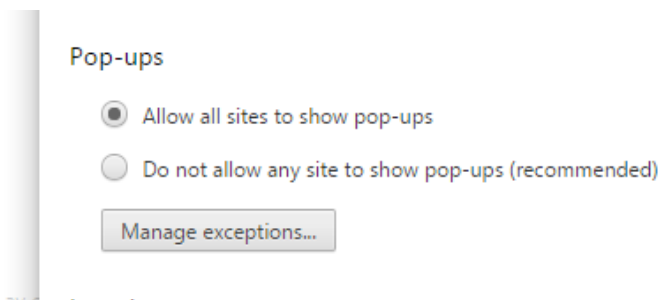
3) Click on Show Advanced Settings at the bottom of the page.



4) Click on Content Settings.



5) Scroll down to allow pop-ups and click done.



How to enable pop ups for Macs

Firefox Instructions:

Open Firefox.

Click on the word "Firefox" at the top of the screen.

Click on Preferences

Click on Content

Make sure the box next to Block pop-up windows is checked

Click on Exceptions

Type in training.ehs.iastate.edu

Click on Allow

Safari Instructions:

Open Safari

Click on the word "Safari" at the top of the screen

Click on Preferences

Click on Security

Uncheck the box next to "Block pop-up windows"